

Research Article

A Salt-Free Reactive Dyeing Approach for Cotton by Cationization with Amino Acid Derived from Soya Bean Hull

Asaye D¹ and Nalankilli G^{2*}¹Department of Textile Engineering, Kombolcha Institute of Technology, Wollo University, Ethiopia²Textile Chemistry Research and Innovation Centre, Bahir Dar University, Ethiopia***Corresponding author:** Nalankilli G, Textile Chemistry Research and Innovation Centre, Ethiopian Institute of Textile and Fashion Technology, Bahir Dar University, Bahir Dar, Ethiopia**Received:** November 08, 2018; **Accepted:** December 18, 2018; **Published:** December 26, 2018**Abstract**

Cotton acquires negative charge in aqueous medium and thus repels negatively charged dye anion during dyeing. Such repulsion between fibre and dye is offset by using large quantity of salt in dye bath, particularly for reactive dyes. A low dye bath exhaustion also leads to low dye fixation of reactive dyes on cotton. Thus, the use of high salt concentration and low reactive dye fixation lead to environmental problems related to highly colored effluent with high salt content. Hence, modifying the cotton fibre to increase dye-fibre interaction is therefore the best route to overcome the lack of affinity for cotton to reactive dyes making salt-free reactive dyeing. However, majority of the chemicals used for imparting cationic sites in cotton are themselves not ecofriendly. This paper presents the possibility of salt-free reactive dyeing of cotton by modifying the surface of cotton fabric using soya bean hull. The cationization of cotton was carried out with natural amino acid extract obtained by acid hydrolysis from soya bean hull and cationized in the pad-dry-curing process to investigate its dyeability with reactive dye in both a conventional alkaline dye bath and salt-free acidic dye bath. FTIR spectroscopy confirmed that there was a change in chemical composition after cationization by pad-dry-cure technique. The color strength of modified cotton was better than that of conventional sample which is 3.9865 and 3.7135 respectively. The extent of improvement was 4% in dye exhaustion, 3.34% in dye fixation and 7.12% in the total dye utilization was achieved in this study. The wash, dry rubbing and perspiration fastness of the cationized cotton was found almost similar to that of the normal dyeing. There was a slight increase in flexural rigidity and crease recovery angle in the cationized cotton. The tensile strength of cationized and the conventional dyed cotton were found almost the same. The cationized cotton dyeing technique reduced the BOD, COD and TDS by around 32.4%, 27.3% and 75.4% respectively. It was revealed that soya bean hull was found to be effective for cationization in salt-free dyeing of cotton.

Keywords: Cotton; Cationization; Extracted amino acid; Salt-free dyeing; Reactive dyes; Color strength; Fastness**Introduction**

The most popular dyes for dyeing cotton are the reactive dyes because of their brightness of shade, wide colour gamut, flexible application procedures and all-round good colour fastness properties of the resultant dyeing [1,2]. In recent years, reactive dyes maintain the largest annual consumption in the world among the dyes used for cotton dyeing. But some problems, such as low dye utilization, large amount of electrolyte used and high volume of wastewater discharged, always exist in the application of reactive dyes [3]. With growing popularity of reactive dyes for dyeing of cotton, environmental problems associated with their use have received attention [4]. Inadequate dye bath exhaustion and dye fixation pose the problem of color effluents. Therefore, a dyeing procedure leading to high dye fixation could be of great benefit to minimize the environmental problems [5-11]. Modifying the cotton fibre to increase dye-fibre interaction is therefore the best route to overcome the lack of affinity for cotton to reactive dyes making salt-free or low-salt reactive dyeing

to become an important research subject in recent years [12,13].

Researchers have investigated different kinds of cationic reagents for the cationization of cotton. Both chemical and physical modifications of cotton with compounds including monomers and polymers were employed. Epoxy compounds, chlorotriazine type quaternary compounds, N methylolacrylamide, choline chlorides etc. Are the monomers commonly used in modification of cotton fiber. Synthetic polymers, polyepi-chloro-hydrin dimethylamine, polyamide epichlorohydrin type polymers, poly-(4-vinylpyridine) quaternary ammonium compounds and dendritic polymers, and biopolymers-chitosan, starch and their derivatives are typical compounds used in modification of cotton [14]. Chemical modification of cotton has been earlier studied by many researchers in different ways and means, which are widely available in the literature. Majority of the chemicals used for introducing cationic sites in cotton are themselves not safe environmentally. However, these problems can also be overcome by improving the dye substantivity of cotton in the absence of salt or

with low salt additions. One such approach is cationization of cotton which is critically explored in this investigation. Therefore, there is a need to explore the potentiality of the cationization route using eco-friendly chemicals. The use of natural amino acid, a polymer derived from waste soya bean, is a step forward in this investigation.

As an important root to obtaining the desired dyeing performance with existing dyes, chemical modification of cotton fiber to impart cationic charges have been widely researched in recent years. By introducing cationic groups into cotton fibers, the affinity of anionic dyes for cotton was significantly improved, which allows the dyeing of cotton fabrics without salt and to improve reactive dye utilization. With less chemical, water, and energy consumption, the dyeing of cationized cotton is a potentially environmentally responsible process [5,6,11]. The amounts of salt required for exhaustion and the depth of shade for heavy reactive dye formulations lead to large amounts of salt released in the effluent and discharged to streams and rivers. Salt concentrations may be as high as 100 g/L for dark shades. Salt may be considered as one of the most toxic chemicals emitted from textile mills because of the quantity released, albeit not necessarily the toxicity of the salt itself. Finally, if the effluent must be treated, i.e. desalinated, the additional cost of this processing step makes the desalination unattractive just from an economical point of view [12].

Cationization of cotton is one of the most widely researched modifications in recent years since both direct and reactive dyes carry anionic charges and they exhibit high affinity for positively charged cotton. Numerous chemicals and methods have been used to introduce cationic groups into cotton fiber [13,15,16]. By introduction of cationic groups into cotton fibers, the affinity of reactive dyes for cotton can be significantly improved. The ionic attractions between cationized cotton and reactive dyes can result in increased dye uptake, reduced or no electrolyte use, less dye washing off and less water and energy consumption. The environmental problems caused by dye and salt in effluent can be potentially mitigated by cationization pretreatment of cotton.

Based on the molecular weight; the cationic reagents can be divided into two groups, monomeric reagents and polymeric reagents. Epoxy compounds, chlorotriazine type quaternary compounds, N methylolacrylamide, choline chloride etc. are the monomers commonly used in modification of cotton fiber [14]. Moreover, most of the chemicals are non-biodegradable as well as non-renewable [12]. Most of the techniques developed so far for reducing salt concentration in cotton dyeing are complicated in nature. Some of these methods are successful only for highly reactive dyes. Under this background, efforts were made to find out easier method for salt-free reactive dyeing of cotton. Since most synthetic chemicals used for cationization of cotton are not safe environmentally, waste soya bean, the natural waste product, will be used as a substitute for improving cotton dyeability in this investigation.

Soybean hulls are a by-product of the extraction of oil from soybean seeds. After entering the oil mill, soybeans are screened to remove broken and damaged beans, and foreign material. The beans are then cracked, and their hulls, which mainly consist of the outer coats, are removed. Hulls are fibrous materials with no place in human food [17]. It was observed that amino acid content in this hydrolyzed soya bean waste contains a total of 17 types of amino acids, out of

Table 1: Taguchi design for optimization of extraction parameters.

Exp. No.	Concentration %	Combinations of Time in Hrs	Combinations of MLR
1, 2, 3, 4	2.5	8,16,24,32	1:05, 1:10, 1:15, 1:20
5, 6, 7, 8	5	8,16,24,32	1:10, 1:05, 1:20, 1:15
9, 10, 11, 12	7.5	8,16,24,32	1:15, 1:20, 1:05, 1:10
13, 14, 15, 16	10	8,16,24,32	1:20, 1:15, 1:10, 1:05

which glutamic acid and arginine contents are the highest [18]. In this investigation, an attempt was conducted to modify cotton fabrics by pretreatment with natural amino acid extracted from soya bean hull. In addition, salt-free reactive dyeing of cationized cotton was carried out with the consideration of environment and cost of dyeing.

Materials and Methods

100% half bleached plain-weave cotton fabric was used in this study with 21 Ne, 24 ends per inch, 18 picks per inch and having an average areal density of 145 g/m² has been used in the present work. The chemicals required for extraction, cationization and dyeing are; hydrochloric acid, sodium hydroxide, sodium chloride, sodium carbonate, acetic acid, citric acid, wetting agent, levelling agent and standard detergent. Reactive red HE3B (C.I. Reactive Red 120) was used throughout the study. In this investigation, the following equipment/apparatus and machineries were used for extraction, cationization and dyeing. The major equipment used in these studies were Mesdan Padder Lab 300 for padding in cationization, S.D. Mini Dryer for drying and curing during cationization and after dyeing, Infrared Laboratory dyeing machine used for dyeing, Digital Tearing Strength Tester, S.D.L Stiffness Tester, Mesdan Crease Angle Recovery Tester 3101, Perkin Elmer FT-IR Spectrometer, Auto-Wash for washing fastness, Crock-Meter for rubbing fastness, Perspirometer for perspiration fastness, PerkinElmer UV/VIS Spectrometer Lambda 25 for measuring colour absorption, Gretag Macbeth Color Eye 3100 reflectance spectrophotometer for measuring K/S, BOD Incubator, COD Digestion Apparatus, TDS Meter, Digital pH Meter.

Minitab 18 software with Taguchi method was used for determination of the optimum number of experiment. SPSS statistical tool was used to analyse statistical results. For optimization of extraction parameters a four factor four level Taguchi design of experiment was used. A total of sixteen experiments (Table 1,2) were carried out as per the design of experiment software. The experiment was conducted at room temperature. For optimization of cationization a five factor five level Taguchi design of experiment was used. A total of twenty five experiments were carried out as per the design experiment software. The speed (contact time) of the machine was maintained constant throughout the experiment and percentage pick-up was also calculated.

Soya bean was first purchased from local market and then dried by exposing it to sunlight. The dried soya bean was cracked in mill to remove the hull from the seed. Then the soya bean hulls were ground using laboratory cutting mill. The ground soya bean hulls were dissolved at different concentration of hydrochloric acid for different treatment time at room temperature in order to determine the optimum extraction parameters. The pH of the solution was brought to 5.5 - 6.0 by addition of dilute sodium hydroxide solution. The solution is then filtered to remove any solid and the filtrate was

Table 2: Taguchi design for optimization of cationization conditions.

Exp. No.	Pressure in Bar	Combinations of Drying Temp. °C	Combinations of Drying Time in Min.	Combinations of Curing Temp. °C	Combinations of Curing Time in Min.
1, 2, 3, 4, 5	1	90, 95, 100, 105, 110	1, 2, 3, 4, 5	110, 120, 130, 140, 150	1, 2, 3, 4, 5
6, 7, 8, 9, 10	2	90, 95, 100, 105, 110	2, 3, 4, 5, 1	130, 140, 150, 110, 120	4, 5, 1, 2, 3
11, 12, 13, 14, 15	3	90, 95, 100, 105, 110	3, 4, 5, 1, 2	150, 110, 120, 130, 140	2, 3, 4, 5, 1
16, 17, 18, 19, 20	4	90, 95, 100, 105, 110	4, 5, 1, 2, 3	120, 130, 140, 150, 110	5, 1, 2, 3, 4
21, 22, 23, 24, 25	5	90, 95, 100, 105, 110	5, 1, 2, 3, 4	140, 150, 110, 120, 130	3, 4, 5, 1, 2

Table 3: Optimization of extraction conditions.

No. of Experiment	Concentration of HCl (%)	Time (hr)	MLR	Original Weight (g)	Residual Weight (g)	Efficiency (%)
1	2.5	8	1:05	20	9.19	54.05
2	2.5	16	1:10	20	8.53	57.35
3	2.5	24	1:15	20	7.23	63.85
4	2.5	32	1:20	20	6.47	67.65
5	5	8	1:10	20	5.64	71.8
6	5	16	1:15	20	5.21	73.95
7	5	24	1:20	20	4.96	75.2
8	5	32	1:05	20	5.1	74.5
9	7.5	8	1:15	20	4.65	76.75
10	7.5	16	1:20	20	3.97	80.15
11	7.5	24	1:05	20	4.14	79.3
12	7.5	32	1:10	20	3.47	82.65
13	10	8	1:20	20	3.16	84.2
14	10	16	1:05	20	2.95	85.25
15	10	24	1:10	20	1.48	92.6
16	10	32	1:15	20	1.94	90.35

taken as soya bean hull extracted amino acid solution.

Extraction was tried at 2.5%, 5%, 7.5% and 10% concentration of hydrochloric acid; 1:5, 1:10, 1:15 and 1:20 material to liquor ratio; 8, 16, 24 and 32 hours of treatment time for at room temperature. Extraction parameters were then optimized depending upon their efficiency. Percentage dissolution (efficiency) was calculated using equation (1) by drying the residue after treatment.

$$\text{Efficiency (\%)} = \frac{[W1 - W2]}{W1} \times 100 \quad (1)$$

where W1 is the original weight of soya powder and W2 is the weight of the residual soya.

The application of soya extract containing amino acid solution on bleached cotton was done by padding technique in a laboratory two-bowl padding mangle (two dips and two nips) at 100% wet pickup. The squeezing of the treated fabric was tried at 1, 2, 3, 4, and 5 bar pressure of the squeezing rollers. The padded and squeezed cotton fabrics were dried at a temperature of 90, 95, 100, 105 and 110°C for 1, 2, 3, 4 and 5 minutes. Subsequently curing was tried at 110, 120, 130, 140 and 150°C for 1, 2, 3, 4 and 5 minutes of curing time. Cationization parameters were optimized based on minimum scorching of fabric, dyeing evenness and maximum K/S values. Cationization was confirmed using FT-IR by checking presence of additional functional groups, measuring the dye uptake phenomenon using UV/VIS

Spectrometer and the K/S value using Colour Eye 3100.

The untreated and cationized fabric was dyed in laboratory infrared dyeing machine with a material-to-liquor ratio of 1:20 using Reactive red HE3B (C.I. Reactive red-120) for 2% shade following the standard procedure. The dye bath did not contain salt during the application of reactive dye unless otherwise specified. The color strength was measured using color eye 3100 reflectance spectrophotometer result in L × a × b, D-65 and 10° observer, the color intensities (K/S) of the cationized samples at different conditions was determined. The Reflectance (R) value of dyed fabric at the maximum wavelength of absorbency (λ max) was found and the K/S was calculated using the built-in software of the computer color matching system. Kubelka-Munk equation (2) given below has been used for K/S determination.

$$\frac{K}{S} = \frac{(1 - R)^2}{2R} \quad (2)$$

where, K is the light absorption coefficient, S is the light scattering coefficient while R is the D65/10 light reflection. K/S values were calculated based on reflection values of untreated and treated cotton fabrics. This value symbolizes the reduction ratio of light owing to absorption and scattering achieved based on reflectance. The absorbance (optical density) of the dye solution was measured before and after the dyeing processes using a Lambda 25 PerkinElmer UV/VIS Spectrometer at the maximum wavelength of absorbance (λ

Table 4: Optimization of cationization conditions and their K/S values.

No.	Squeezing Pressure (bar)	Drying temp. °C	Drying time (min)	Curing Temp (°C)	Curing time (min)	Add-on %	K/S value
1	1	90	1	110	1	36.3	2.7051
2	1	95	2	120	2	38.71	3.0158
3	1	100	3	130	3	40.24	3.9865
4	1	105	4	140	4	38.56	3.4091
5	1	110	5	150	5	35.33	3.1495
6	2	90	2	130	4	37.96	3.7921
7	2	95	3	140	5	37.66	3.4165
8	2	100	4	150	1	34.22	3.7006
9	2	105	5	110	2	32.68	3.1827
10	2	110	1	120	3	38.56	3.8279
11	3	90	3	150	2	35.88	3.5801
12	3	95	4	110	3	33.3	3.1693
13	3	100	5	120	4	32.34	3.4851
14	3	105	1	130	5	37.62	3.4544
15	3	110	2	140	1	36.84	3.6251
16	4	90	4	120	5	30.28	3.1594
17	4	95	5	130	1	29.86	3.332
18	4	100	1	140	2	33.88	3.213
19	4	105	2	150	3	32.77	3.2029
20	4	110	3	110	4	31.36	2.8176
21	5	90	5	140	3	29.25	3.0375
22	5	95	1	150	4	32.83	2.9199
23	5	100	2	110	5	32.69	3.1007
24	5	105	3	120	1	31.02	2.8482
25	5	110	4	130	2	30.62	3.568

max). The percentage of dye bath Exhaustion (E) was calculated using equation (3):

$$\% E = \frac{(A_0 - A_1)}{A_0} \times 100 \quad (3)$$

where A₀ is the absorbance of dye solution before the commencement of dyeing and A₁ is the absorbance of dye solution after the dyeing process. The Reflectance (R) values at all wavelengths were measured. The maximum K/S value of dyed fabric at the certain wavelength was measured by using Colour Eye 1500 before and after soaping. The percentage of dye fixation was calculated using equation (4).

$$\% F = \frac{(K/S)_a}{(K/S)_b} \times 100 \quad (4)$$

where (K/S)_b and (K/S)_a are the colour strength before soaping and after soaping respectively. The total dye utilization percentage (%T) was calculated by using equation (5).

$$\% T = \frac{E \times F}{100} \quad (5)$$

ISO 105 C06 2002 method for wash fastness. ISO 105 F09 2009 standard for Rubbing fastness ISO 105 B02 standard for Light fastness, ISO 105F10 standard for Perspiration fastness, ASTM D1388-2007

Table 5: K/S value of different samples at 540 nm wavelength.

Samples	Reflectance (%)	K/S
Untreated and salt free	14.99	2.4105
Conventional	10.73	3.7135
Cationized	10.31	3.9865

standard for Stiffness of fabric, ASTM D1423-83 standard for tear strength, ASTM D5035-95 standard Tensile strength, IS: 4681-1968 standard for Crease recovery, ASTM D629-99 for FTIR measurements for studying the available functional groups, IS:3025-part 44: 1993 standard for Biological Oxygen Demand (BOD), IS:3025-part 58: 2006 standard for Chemical Oxygen Demand (COD), IS:3025-part 16: 1984 standard for Total Dissolved Solid (TDS) were used.

Result and Discussion

Optimization of extraction parameters

The extraction of natural amino acid from soya bean hull powder was carried out at different extraction conditions. For extraction of natural mixed amino acid solution from soya bean hull powder the extraction parameters which were optimized includes concentration of HCl, treatment time and material to liquor ratio. The extraction was done at room temperature.

Table 3 showed that the efficiency of extraction of amino acid was maximum (92.6%) at experiment number 15. Therefore, the optimized extraction conditions were 10% HCl, 24 hours treatment time and 1:10 material to liquor ratio. The extraction was carried out at room temperature ($27\pm 3^\circ\text{C}$). This means that the treatment of the soya powder with hydrochloric acid at this optimized extraction conditions gives maximum efficiency of extraction of amino acid solution. In addition to this, the extraction of amino acid above 10% concentration of hydrochloric acid is expensive.

Figure 1 indicates that higher percentage yield (dissolution) was obtained when soya bean hull powder was treated with 10% hydrochloric acid for 24 hours at 1:10 material to liquor ratio. This treatment was performed at room temperature. It can be concluded that as the concentration of hydrochloric acid increases, the percentage dissolution also increases. However, the use of hydrochloric acid above 10% in order to get higher yield is not cost effective and the increment is also not that much higher as compared to the optimized extraction conditions.

Optimization of cationization parameters

Bleached cotton fabric was cationized with the extracted mixture of aqueous amino acid solution using a two-bowl laboratory padding mangle at 100% wet pick-up. The padding of the sample was tried at different squeezing pressure to optimize the cationization conditions. The treated fabric was then subjected to drying and then curing at different drying temperature, drying time, curing temperature and curing time to optimize the cationization of cotton as shown in (Table 2).

Confirmation of cationization: infrared analysis

Both the untreated control cotton fabric and the cationized cotton samples were examined in a FTIR spectrophotometer. The presence of soya extract amino acid in the cationized cotton fabric was confirmed with the use of FTIR technique.

The result of the above (Figure 2) showed that there was a change in chemical composition after cationizing by pad-dry-cure method; the amino acid was fixed to the fabric. The broader absorption band between 3000 and 3600 cm^{-1} is attributed to OH stretching vibration forming hydrogen bonds in the cellulose molecule. This common absorption band is composed of two small vibrations located at 3296 cm^{-1} (attributed to intermolecular hydrogen bonds) and 3341 cm^{-1} (attributed to intra-molecular hydrogen bonds). The peaks observed at 2895-2908 cm^{-1} , which is attributed to $-\text{CH}_2$ asymmetric vibrations. Other common absorption bands appearing in different intensities in the spectra are 1424 cm^{-1} which is the characteristics of $-\text{CH}_2-$ symmetrical bending.

One new notable absorption bands appearing in spectrum (b) in strong to medium intensities at 1648 cm^{-1} clearly depicts the presence of quaternary nitrogen group ($-\text{N}^+-\text{R}$) in which the 'R' groups are substituted with amino groups. The other new absorption band was observed at peak 2345 cm^{-1} which is the characteristics of $-\text{CH}_2-$ stretching. Such absorption bands, however, are practically non-existent in the spectrum of bleached untreated cotton (a). Apart from this, FTIR spectra (b) for soya extracted amino acid treated cotton shows a larger intensity, which is probably due to additional formation of ester-COO- linkage. The treatment of cotton with amino

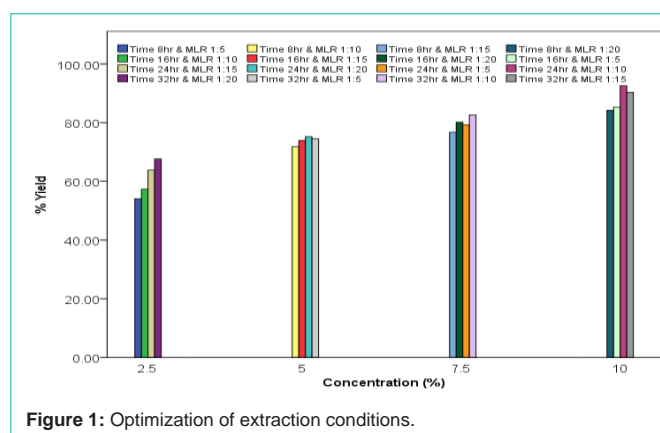


Figure 1: Optimization of extraction conditions.

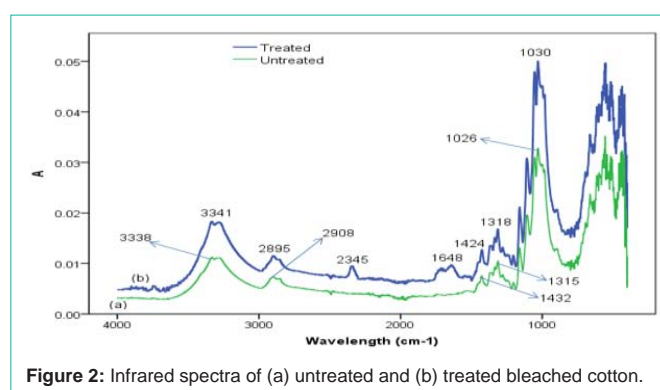


Figure 2: Infrared spectra of (a) untreated and (b) treated bleached cotton.

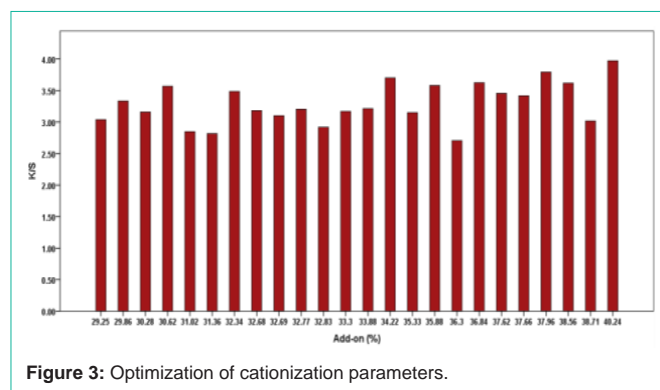


Figure 3: Optimization of cationization parameters.

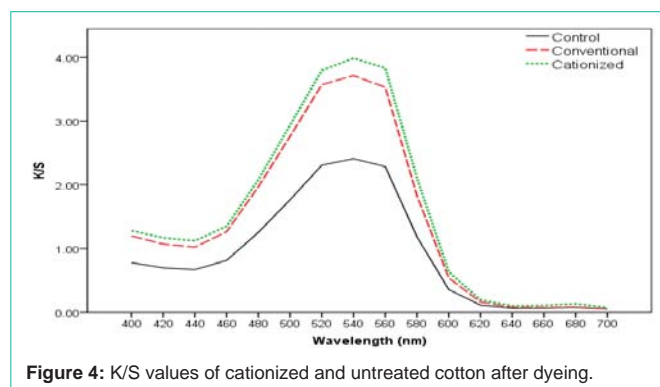


Figure 4: K/S values of cationized and untreated cotton after dyeing.

acid of soya in the presence of heat and acidic catalyst forms an ester linkage incorporating the free $-\text{NH}_2$ group in modified cotton, which

Table 6: Color eye 3100 reflectance spectrophotometer result in L × a × b, D-65 and 10° observer.

Colour Factors	Half Bleached cotton	Untreated and Salt- free	Conventional	Cationized
L*	88.45	57.67	52.98	52.51
a*	-0.09	40.49	43.69	40.99
b*	7.02	-6.47	-5.2	-6.37
X	69.31	34.87	30.14	28.9
Y	73.01	25.61	21.63	20.9
Z	69.7	31.98	25.72	25.94
X	0.3269	0.3772	0.3968	0.394
Y	0.3443	0.277	0.2723	0.2743
Yellowness	14.32	34.56	47.02	38.8
Whiteness	39.12	66.06	55.02	53.13

Table 7: Percentage exhaustion of cationized cotton.

Samples	Maximum Absorbance before dyeing (Ao)	Maximum Absorbance after dyeing (A1)	Percentage Exhaustion (% E)
Untreated and salt free	5.7935	3.7217	35.76
Conventional	5.7935	0.8065	86.08
Cationized	5.7935	0.6037	89.58

Table 8: Percentage fixation of cationized cotton.

Sample	Maximum K/S before soaping at 540 nm	Maximum K/S after soaping at 540 nm	Fixation percentage (F %)
Untreated and Salt free	3.8973	2.4105	61.85
Conventional	4.2032	3.7135	88.35
Cationized	4.3616	3.9865	91.4

in presence of acid can form $-NH^{+3}$ in the cationized cotton. Such spectral analysis reveals that the amino groups bind with the primary alcohol group of cellulose with the help of ester linkage between them.

Dyeing

The color intensities (K/S) is used to express the reduction ratio of light owing to absorption and scattering achieved based on reflectance. The higher the color intensities is the more dye is fixed on the fabric and the low dye variation effect will have on the fabric because light is reflected more in a uniform surface.

The application of soya extract amino acid solution on cotton was carried out using pad-dry-cure technique. All the above sample fabric was cationized using pad-dry-cure technique. Prior treatment of cotton with soya extract following a pad-dry-cure technique increases the fixation of reactive dyes. Dyeing of cationized and conventional cotton with Reactive red HE3B (C.I. Reactive Red 120) was performed as per the standard method prescribed by the dye manufacturers.

From the above (Table 4) and (Figure 3), it can be seen that sample which was squeezed at 1 bar pressure and then dried at 100°C for 3min and subsequently cured at 130°C for 3min gave a high K/S value therefore it was used for comparison with conventionally dyed fabric. This highest K/S value (3.9865) was achieved at the highest add-on percentage (40.24%). In addition to this, the fabric which was cationized at this optimized cationization conditions shows minimum scorching of the fabric. Therefore, it was concluded that the optimized cationization conditions of cotton fabric with amino acid solution of soya are squeezing of the impregnated cotton at 1

bar pressure and then drying the padded fabric at 100°C for 3 min and subsequently curing at 130°C for 3 min. This gives higher color strength value as compared to other samples. At this cationization conditions, a higher percentage add-on was also obtained. The K/S values of dyed fabric with HE-reactive red dye with different dyeing techniques but similar conditions are shown in (Table 5). It shows that a higher K/S values was obtained with cationized cotton fabric.

The increased in K/S value in the fabric treated with soya extract amino acid solution point towards the existence of higher amount of the dye absorbed in the treated fabric. It is also confirmed that the colour yield was improved in the cationized fabric than the untreated cotton as given in (Figure 4).

Figure 4 shows that the color strength of the cationized cotton fabric was higher than the untreated one. The cationized cotton fabric which was dyed with reactive dye *via* salt-free acid bath dyeing process has given higher K/S values than the conventionally dyed fabric with salt. The improved dye uptake of treated cotton fabric may be attributed to the generation of positive charge.

In the non-conventional reactive dyeing process with acid bath at the start of dyeing and alkaline bath after addition of alkali for fixation, there is strong attraction between the cationic dye sites on the modified cotton and the anionic dyes existed which led to obtain a very high exhaustion rates without addition of electrolytes to the dye-bath. In addition to this, the improvement of dye-uptake in the cationized (chemically modified) cotton was due to creation of supplementary hydroxyl groups which increases dye attachment sites. This proves the success of soya extract amino acid solution

Table 9: Percentage dye utilization of cationized cotton.

Sample	Percentage total dye utilization (%T)
Untreated and Salt free	22.12
Conventional	76.05
Cationized	81.88

Table 10: Fastness properties.

Fastness/ Treatment	Untreated & salt-free	Conventional	Cationized
Wash fastness			
Change in colour	4/5	4/5	4/5
Staining on white	5	4/5	4/5
Dry Rubbing fastness			
Change in colour	4/5	4/5	4/5
Staining on white	4/5	4/5	4/5
Wet Rubbing fastness			
Change in colour	4	4/5	4
Staining on white	4	4/5	4
Alakaline perspiration fastness			
Change in colour	4/5	4/5	4/5
Staining on white	4/5	4/5	4/5
Acidic perspiration fastness			
Change in colour	4/5	4/5	4/5
Staining on white	4/5	4/5	4/5
Light fastness			
Change in colour	6	6	5

treatment in enabling cotton fabric to be dyed in absence of salt. In this Reactive red HE3B (C.I. Reactive Red 120), for a higher potential difference between reactive dye anion and the amino group of soya-modified cotton, there is more reactive dye attracted towards the cationic group of amino acid residue fixed to cotton by cationization with soya extract.

From (Table 6) it was observed that there was a no significant difference in the 'L*' value (lightness) between the treated and untreated fabric. Also, between the cationized and uncationized fabric there was no significant difference in the trichromacity co-ordinates. The cationized cotton showed lower 'a*' value, meaning redder; while the uncationized cotton showed higher 'b*' value, meaning bluer. The cationized fabric showed lower yellowness index as compared to the conventional fabric. The whiteness index was also lower which shows that the cationized cotton have higher depth of shade. This confirms that high amount of dyes are absorbed by the cationized fabric.

Effect of Cationization on Dye Exhaustion and Fixation

Effect on percentage exhaustion (% E)

The optical density of dye solution before and after the dyeing was measured using UV/VIS spectrophotometer at the maximum wavelength of absorbance (λ max). The maximum absorbance at 520 nm wavelength was taken to determine the dye exhaustion percentage.

The result of the (Table 7) showed that the cationized fabric had high dye exhaustion percentage indicating that there was better utilization of dyes. This also shows that the effluent that leaves the dye bath was less colored. The improvement of the dye exhaustion was by 60% from the untreated and salt free dyed sample and by 3.91% from the conventional sample. The improved dye uptake of the modified materials may be attributed to the generation of positive charge. The dye-fibre attraction in this reactive dye and amino acid-modified system in the absence of salt is expected to depend chiefly on the ionic attraction between negatively charged reactive dyes and electron-deficient protonated amino groups of amino acid duly bound to cotton *via* ester linkage. Above exhaustion pattern of reactive dyes for amino acid-modified cotton is the consequence of such force of attraction between protonated pendant prior grafted amino groups of cotton and negatively charged reactive dyes that ultimately led to improved levels of dye transfer into the amino acid-cationized cotton substrates from an aqueous dye bath.

Effect on percentage fixation (% F)

The result of the (Table 8) showed that the cationized cotton provided higher fixation percentage than the uncationized cotton dyed with salt. The improvement of fixation percentage was around 32% from the untreated salt free dyed cotton and by around 3.34% from the uncationized cotton fabric dyed with salt. The reason behind the improvement in the dye fixation was because there is less chance for hydrolysis of dyes. The improvement in fixation was also reflected in the washing fastness ratings shown in (Table 8). Alkali addition, during fixation, encourages the reaction of the dye with the fibre or with the water present in the system. The rate of the reaction depends on the reactivity of the dye. The dyes exhausted by the fibre preferentially react with the fibre, therefore higher exhaustion results in higher degree of fixation also. The fixation of dyes was also found to be improved greatly on the cationized cotton. Such treatment was, therefore, adequate in screening the negative surface charge of the fibre and thus enabling appreciable exhaustion and fixation of reactive dye even in the absence of salt.

Higher incorporation of amino acid into cotton *via* esterification evidently caused higher extent of fixation of reactive dyes in consequent to higher initial transfer of reactive dyes. The fixation of reactive dyes appears to be dependent on the initial absorption of reactive dyes on soya extract amino acid treated cotton.

Effect on percentage dye utilization (%T)

The (Table 9) shows that the cationized cotton provided higher dye utilization percentage than the conventional sample fabric dyed with salt. The dye utilization was improved from 76.05 to 81.88% by cationization of cotton with amino acid extracted from soya. The extent of improvement of dye utilization was by around 72.98% from the untreated and salt free dyed fabric and by around 7.12% from the conventional method. From this it can be concluded that, the dyeing of cationized cotton can save approximately 7.12% dye.

Effect of cationization on colour fastness

Color fastness to washing of the cationized fabric was compared with conventionally dyed cotton fabric. It was assessed in respect of color change and staining as shown in (Table 10).

Table 10 shows that the wash fastness of the cationized cotton

Table 11: Effect of cationization on Physical properties.

Properties/ Test direction	Conventional			Cationized cotton		
	Weft way	Warp way	Overall	Weft way	Warp way	Overall
Tensile strength (N)	444	528	486	439	524	481.5
Tear strength (N)	21.85	23.01	22.43	21.81	22.86	22.335
Bending Length (cm)	2	2.22	2.11	2.02	2.25	2.135
Flexural Rigidity (mg-cm)	14.5	19.83	17.03	14.94	11.39	17.64
Crease Recovery Angle (°)	94	102	196	96	108	204

fabric was almost similar to the conventional dyed cotton fabric and there was no staining in all cases. Both dyeing methods scored very good grade by assessment with the standard grey scale reading. This may be due to the formation of strong ionic bond between the fibre and the dye because it is equally good as the covalent bond that normally links the dye and fibre. In addition to this, it also confirms the effectiveness of dye fixation due to pretreatment with soya extract amino acid solution for salt free dyeing. A modified dyeing process employed for soya extract amino acid solution cationized cotton having a starting acidic dye bath pH and a final alkaline fixation pH appears to have no significant adverse effect on the fixation process of reactive dye for natural amino acid cationized cotton.

Color fastness to rubbing is a basic test used to determine the quality of a colored fabric. This test is designed to determine the amount of colour transferred from the surface of coloured textile materials to other surface by rubbing. Color fastness to rubbing of the cationized fabric was compared with conventionally dyed cotton fabrics. The result shows that the dry rubbing fastness of all samples was giving not any change and all samples scored very good grade. This may be because of the formation of strong ionic bond between the anionic dye molecule and the cationic cotton surface. The cationized sample also scored good grade in the wet rubbing fastness but one step down than that of the conventional dyed sample. This may be due to the tendency of the hydrolyzed dyes being able to form hydrogen bond with amino acid of soya on cotton surface. Color fastness to perspiration of the cationized fabric was compared with conventionally dyed cotton fabric. The results show that cationized (treated) fabric had similar color change with conventionally dyed cotton. The staining properties of both the unmodified and cationized fabric is also almost similar in both acidic and alkaline media. For dyed uncationized and cationized samples with HE- reactive dye fastness properties shows very good perspiration fastness. No staining in all cases was also observed in the polyester fabric. Light fastness measures the resistance to color change of dyed textile when exposed to day light. The light fastness of both untreated fabric dyed with salt and the cationized sample dyed salt free was compared. The fastness was assessed by comparing the change in color of the specimen with that of the standards. The result showed that the light fastness of the untreated fabric was excellent and equivalent with the conventional fabric. The light fastness of fabric generally above 4 is acceptable. From the above results, Cationized cotton dyed sample resulted one step down light fastness compared to other samples. The presence of an aliphatic molecule between the dye and fiber may be disturbing the stable electronic configuration of dye that leads to the shifting of electrons to the higher energy state and subsequent disintegration of dye by the photons of light rays. The reason for one step reduction in

Table 12: Effect of cationization on effluent load.

Samples	Conventional	Cationized
BOD (mg/L)	1,42	96
COD (mg/L)	1,692	1,230
TDS (ppm)	1,469	3,62

the light fastness of cationized cotton was most likely due to the fact that the dye penetrability was good in the cationized fibers with the intended dye fixation method, which assisted in obtaining high light fastness.

Effect of cationization on physical properties

In addition to dyeing performance and colorfastness, commercial viability is also dependent on physical properties of the treated or cationized samples. All the fabric samples were conditioned for 48 hours at 65% ($\pm 5\%$) relative humidity and 27°C ($\pm 2^\circ\text{C}$) temperature before carrying out any physical testing. The results of physical properties are shown in (Table 11). The tensile strength of conventionally dyed fabric and the cationized samples were found to be almost same. The result shows that a small loss (0.92%) in tensile strength was observed. This loss of strength might be due to thermal degradation of cotton during curing. The tear strength that means the tendency of the fabric to start, continue or propagate an initial cut of the conventional and the cationized fabric has no such significant reduction. This might be due to the less tendency of the reduction in the number of intermolecular hydrogen bonds by cross-linking of molecule by the cationic reactants. As a result, the cationization using amino acid doesn't significantly affect the tear strength of cotton. Basically, the hypothesis which says cationization occurs mainly at methyl hydroxyl groups of cotton cellulose i.e. at carbon number six (C6) and without breaking the intermolecular hydrogen bonds was very well proved by the fact that the strength is not affected due to modification with amino acid.

It is evident that the flexural rigidity of conventional dyed and cationized cotton does not reflect any major variation. The cationization of cotton with amino acid slightly increased the flexural rigidity of cotton as a result of pretreatment. The increase in flexural rigidity shows that fabric became slightly stiffer as a result of cationization of cotton with amino acid extract of soya. In addition, the stiffness of a fabric in bending is very dependent on its thickness, the thicker the fabric, the stiffer it is if all other factors remain the same. There was an increase in crease recovery angle of the fabric when treated with amino acid solution. The increase in the crease recovery angle as a result of pretreatment may be explained as follows. There might be cross-linking of amino acid of soya between the cellulosic molecules. These cross-links hinder the molecular and

fibrillar slippage and stabilise the structure, thereby increasing the crease recovery angle.

Effect of cationization on effluent load

The results of measured BOD, COD, and TDS is shown in (Table 12). The result indicates that cationized cotton dyeing technique reduced the BOD by around 32.4%, the COD by around 27.3% and the TDS by around 75.4% from the conventional methods. This effluent analysis results clearly depict that the process with amino acid treatment and salt free dyeing shows an effluent load lower than the conventional method. This result not only shows that there is a minimization of the amount of effluent discharged to the environment but also a reduction in the effluent treatment cost.

The cationized cotton dyeing approach produces lesser effluent loads than that of the conventional dyeing. This is because of the absence of salt addition in the dye bath. The wastewater effluent consists of less effluent load as the maximum fixation of dye is assured through cationization. The other important point obtained from the cationic dyeing process was the low volume of water requirement during the wash-off process. This is due to the less quantity of unfixed and hydrolyzed dyes. Hence, the dyes deposited on the surface of the fabric can be easily removed through one step soaping in the modified cotton. So, a significant savings in process costs was achieved from the cationized cotton dyeing approach. The most important part of the cationization technique is the reduction of TDS in the effluent as this cannot be removed from the effluent easily and needs capital intensive and costly treatments.

Conclusion

The present investigation provided an alternative method of salt free dyeing of cotton fabric with reactive dyes by modifying cotton with soya bean hull amino acid by acid hydrolysis. A comparison of reactive dyed soya-modified cotton and reactive dyed unmodified cotton with respect to their dyeing performance, fastness properties and physical property has been made. Pad-dry-cure method has been used to apply the extracted amino acid solution on cotton. The infrared analysis after cationization of cotton confirmed that there was a change in chemical composition; the amino acid was fixed to the fabric.

Cotton treated with amino acid extracted from soya bean hull provided cationic dye sites and thus has been dyed with Reactive Red HE3B (C.I. Reactive Red 120) without electrolyte, giving excellent results. The results on the different reactive groups indicated that the type of reactive groups of reactive dyes had no influence on the dyeing properties of the cationized cotton fabrics. Dyeing of the cationized cotton with slightly acidic dye bath at the start of dyeing and alkaline dye bath after the addition of alkali gave better color strength than the comparable dyeing on uncationized cotton by the conventional method. The extent of improvement was 4% in dye exhaustion, 3.34% in dye fixation and 7.12% in the total dye utilization was achieved from this investigation. The dye hydrolysis is reduced in cationized dyeing as the dye exhaustion percentage of cationized dyeing is higher than conventional dyeing. In addition to this, both the dyeing time and temperature were reduced by 15 and 10 minutes respectively in the cationized cotton dyeing technique. Compared with untreated cotton dyed with a conventional dyeing procedure, the cationized cotton

fabrics dyed without electrolytes have adequate and quite comparable colorfastness to laundering, dry crocking and perspiration but slightly reduced wet crocking fastness. The flexural rigidity and crease recovery angle was slightly increased in the cationized cotton. The tensile strength of conventionally dyed fabric and the cationized cotton were found to be almost same. Apart from this, the cationized cotton dyeing technique resulted in a reduction of 32.4% in BOD, 27.3% in COD and 75.4% in TDS as compared to the conventional methods. Moreover, the cationic dyeing process greatly reduced, the amount of water usage and time required to adequately rinse and remove hydrolyzed reactive dye. So, a significant savings in process costs was also achieved from the cationized cotton dyeing method. Therefore, from dyeing, economic and environmental point of view, it was concluded that using this natural material for cationization is a good substitute for synthetic cationizing agents. This provides both a strategy for reducing risks and pollutant from salt and unutilized dye and also creates an opportunity for new markets and new businesses that could be implemented for selling of the waste product of soya bean in soya oil processing industries.

Based on all achieved results of this work, it was revealed that cotton fabric after cationization can be dyed with environmentally friendly and most popular fibre reactive dyes without any use of salt during its dyeing and thus can cut down the dye effluent load. Cationization treatment of cotton for improved dyeability thus provides an enormous scope for further investigation to suit the today's need of greener technology.

References

- Lewis DM, Vo LT. Dyeing cotton with reactive dyes under neutral conditions. *Coloration Technology*. 2007; 12: 306-311.
- Ristić N, Ristić I. Cationic Modification of Cotton Fabrics and Reactive Dyeing Characteristics. *Journal of Engineered Fabrics & Fibers*. 2012; 7: 113-121.
- Ma W, Jz Y. Development of functional polymers in modification of cotton for improving dyeability of reactive dyes. *The Proceedings of the 3rd international conference on functional molecules*. Citeseer. 2002.
- Periyasamy AP, Dhurai B, Thangamani K. Salt-free dyeing—a new method of dyeing on lyocell/cotton blended fabrics with reactive dyes. *Autex Research Journal*. 2011; 11: 14-17.
- Chattopadhyay D. Cationization of cotton for low-salt or salt-free dyeing. *Indian Journal of Fibre and Textile Research*. 2001; 26: 108-115.
- Chattopadhyay D, Chavan R, Sharma J. Salt-free reactive dyeing of cotton. *International Journal of Clothing Science and Technology*. 2007; 19: 99-108.
- Montazer M, Malek R, Rahimi A. Salt-free reactive dyeing of cationized cotton. *Fibers and Polymers*. 2007; 8: 608-612.
- Allegre C, Moulin P, Maisseu M, Charbit F. Treatment and reuse of reactive dyeing effluents. *Journal of Membrane Science*. 2006; 26: 15-34.
- Ramasamy M, Kandasamy P. Effect of cationization of cotton on its dyeability. *Indian Journal of Fibre and Textile Research*. 2005; 30: 315-323.
- Kannan MSS, Gobalakrishnan M, Kumaravel S, Nithyanadan R, Rajashankar K, Vadicherala T. Influence of cationization of cotton on reactive dyeing. *Textile and Apparel Technology and Management*. 2006; 5: 23-30.
- Fu S. *Studies on dyeing cationized cotton*. North Carolina State University.
- Farrell MJ. Cationic Cotton Prepared with Hydrophobic Alkyl Chlorohydrin Quats: A New Fiber with New Properties, Sustainable Cotton Dyeing. *AATCC International Conference*. 2017.
- Shahidi S, Wiener J, Ghoranneviss M. Surface modification methods for improving the dyeability of textile fabrics. *Eco-Friendly Textile Dyeing and Finishing*. In Tech.

14. Aktek T, Millat AM. Salt Free Dyeing of Cotton Fiber-A Critical Review. International Journal of Textile Science. 2017; 6: 21-33.
15. Fu S, Hinks D, Hauser P, Ankeny M. High efficiency ultra-deep dyeing of cotton *via* mercerization and cationization. Cellulose. 2013; 20: 3101-3110.
16. Bhuiyan MR, Shaid A, Khan M. Cationization of cotton fiber by chitosan and its dyeing with reactive dye without salt. Chemical and Materials Engineering. 2014; 2: 96-100.
17. Ipharraguerre I, Clark J. Soyhulls as an alternative feed for lactating dairy cows: a review. Journal of Dairy Science. 2003; 86: 1052-1073.
18. Samanta AK, Mukhopadhyay A, Konar A, Shome D, Kar TR. Dye ability of chemically modified cotton muslin fabric using natural amino acid extract from soya bean seed. Journal of Textile Research. 2016; 86: 2179-2192.